





RM/J	42072438	54308719	5.7	263	4.62	-1.12
S/J	42259299	53110206	3.5	130	0.52	0.52
Ed/J	42324760	54117233	5.3	173	1.92	1.92
Ju/RM	42446238	53842413	4.7	592	13.55	0.29
S/Ed	42446238	53114569	3.3	571	12.1	12.1
Ed/TP	43387474	54058042	5	450	10.09	-0.54
RM/TP	47421087	53334176	3.2	691	14.7	-1.15
Allan/Je	47800155	56540235	6.3	340	7.5	-0.84
S/MD	49514893	53555069	3.2	467	9.94	9.94
MD/TP	49824013	54414255	4.6	417	9.24	2.02
Ju/TP	49941703	53740565	3.5	351	6.96	0.52
SW/RM	51546026	53888073	3.1	411	8.48	8.48
SW/Ed	51550158	54308719	3.7	305	6.11	6.11
S/SW	51949268	54161116	3.3	279	5.34	5.34
S/Allan	51964292	55231713	3.9	136	1.29	1.29
SW/Allan	51974368	54308719	3.5	129	0.78	0.78
SW/Bob	51974368	54152378	3.3	426	8.99	-1.11
S/Je	51980821	55231713	3.9	364	8.05	8.05
Ed/Je	52033866	54399129	3.5	293	5.67	5.67
SW/MD	52155807	54308719	3.3	270	4.96	4.96
JG/Je	52259764	54414255	3.3	225	2.84	2.84
Ju/SW	52267567	54852787	3.5	339	6.9	6.9
Ju/Ed	52269392	55482675	3.9	449	10.64	-0.49
Ju/Je	52269392	54493000	3.4	303	5.93	1.28
Je/J	53110206	55918679	3.1	155	2.12	2.12


**Cr8 Baruch Lousada indicator site which isn't exclusive - it includes Sylvia from our random sample!**

 common boundary coincidence

 segments creating our 1st rare boundary coincidence which at different settings was at 562269392 a site now showing just a common boundary coincidence

 segments creating our 2nd rare boundary coincidence discovered at this Cr8 site

 segments creating our 3rd rare boundary coincidence discovered at this Cr8 site

 a random non-relative produces a rare boundary coincidence!  
essentially proving a non-Jewish link between Sylvia, Ed and Ju  
S has little (1% Ashkenasi - Ancestry) or no (FamilyTreeDNA) Jewish ethnicity  
S has a 10.4cM match with JG on Cr8 at 4-8m  
S has 2% African ancestry